




Borcelle
Language Course



Kickstart your Full Stack Web Developer Career

Duration : 180 Days

www.codeofschool.com





Borcelle
Language Course



CODE OF SCHOOL

A VENTURE OF INFORAG TECHNOLOGY

About Us

Gain practical skills in front-end, back-end, and mobile app development. With 300+ hours of hands-on training, become a job-ready Full-Stack Web & Mobile App Developer using industry-relevant technologies.



Expert Menter's

20+



Languages

45+






Borcelle
Language Course



CODE OF SCHOOL

A VENTURE OF INFORAG TECHNOLOGY

Vision and Mission



Our Vision

Skilling youth in full-stack & app development.



Our Mission

To build future-ready tech professionals for the digital world.



Our Service



Interactive Lessons

Join live sessions with expert instructors for hands-on, engaging learning.

Comprehensive Resources

Access well-structured content, real-world projects, and practical tools.

Flexible Learning


Learn at your own pace with schedules that fit your routine.

Proficiency Assessments

Track your progress through customized tests aligned with your goals.



Our History



2020

Launch

Started online classes to make language learning globally accessible.

2021

Expansion

Expanded reach worldwide, building a strong learner base.

2023

Global Impact









Borcelle course gained industry recognition and student success.

2022


Innovation

Launched offline + online classes with job assistance support.


Placement Overview

 <p>Uma Chawla Graphics Designer 7.6 LPA Qualwebs</p>	 <p>Ayush Tripathi Full Stack Developer 6 LPA Tudip Digital</p>	 <p>Payal Kewat Java Developer 5 LPA HOTWAX SYSTEMS</p>	 <p>Raghnandan Yogi Full Stack Developer 5 LPA LabsuAT</p>	 <p>Siddarth Yadav Digital Marketing Expert 4.2 LPA CS</p>	 <p>Abhishek songara Associate analytics 3.8 LPA INFOCEPTS Data & AI</p>	 <p>Abhishek Chandravanshi Server Administrator 4.8 LPA R INFORAG. TECHNOLOGY</p>	 <p>Yuvraj Singh Full Stack developerr 3.2 LPA LIUGONG</p>
 <p>Vishal Lowanshi Full Stack Developer 3.2 LPA Doniv Digital Media</p>	 <p>Sudha Patidar Shopify/ Wordpress Developer 3 LPA R INFORAG. TECHNOLOGY</p>	 <p>Akshay Patel MERN Stack Developer 3 LPA R INFORAG. TECHNOLOGY</p>	 <p>Gayatri bodade Full Stack Developer 2.4 LPA NETAWISH</p>	 <p>Shubham Lowanshi Full Stack Developer 2 LPA APLITE</p>	 <p>Deepak Rajput Digital Marketing Expert 2 LPA Jump Online</p>	 <p>Deepanshu Rode Digital Marketing Excutive 2 LPA R INFORAG. TECHNOLOGY</p>	 <p>Next for you</p>

Placed in Top Companies



Languages Frameworks & Tools



Total Project

HTML + CSS	10+
JAVASCRIPT	10+
REACT JS	10+
PYTHON	10+
FULL STACK	2+
LIVE PROJECT	2+



Build a strong portfolio with 50+ real-world projects and stand out to top employers


HTML Course

- **HTML Basics:** Tags, elements, attributes.
- **Document Structure:** .
- **Headings & Paragraphs:** Content formatting.
- **Lists:** Ordered and unordered lists.
- **Links & Images:** Adding interactivity and visuals.
- **Tables:** Structuring tabular data.
- **Forms:** Inputs, buttons, checkboxes, radios.
- **Semantic HTML:** Accessibility-friendly layout
- **Best Practices:** Clean code, SEO-ready markup.



Mini Project: Build a basic portfolio or resume webpage.

CSS Course




- **CSS Syntax & Selectors: IDs, classes, attribute selectors.**
- **Colors, Fonts, Borders, Backgrounds: Make your site visually appealing.**
- **Box Model: Margins, borders, padding, content.**
- **Positioning & Z-Index: Overlapping and layering elements.**
- **Animations: CSS transitions, keyframes.**



Mini Project: Create a landing page or modern login UI.

Layout & Responsive Design



- **Flexbox:** Easily align and distribute space in one-dimensional layouts.
- **Grid:** Create advanced two-dimensional layouts (rows & columns).
- **Media Queries:** Make your site adapt to mobile, tablet, and desktop screens.
- **Responsive Units:** Use %, em, rem, vh, vw for scalable design.
- **Mobile-First Design:** Start with mobile layout and scale up for larger screens.
- **DevTools:** Test and debug layouts using browser tools.


Git & GitHub

Version Control with Git & GitHub

- **What is Git & GitHub?**
- **Install & Configure Git**
- **Basic Commands**
- **Git Workflow: Working Directory → Staging → Repository**
- **Branching & Merging**
- **Undoing Changes (reset, revert)**
- **.gitignore usage**
- **Push code to GitHub (remote, push, pull, clone)**
- **GitHub Collaboration: Fork, Pull Request, Issues**
- **Host Projects with GitHub Pages**
- **Write a professional README.md**



Bootstrap Responsive UI Framework




- **Grid System:** Simplify layout design using rows & columns.
- **Utility Classes:** Quick styling with pre-defined classes.
- **Components:** Use ready-made UI elements like navbars, buttons, cards, modals.
- **Customisation:** Override Bootstrap styles with your own CSS.
- **Responsive Design:** Built-in support for all device sizes.



Mini Project: Build a portfolio or business homepage using Bootstrap.

JavaScript Course




Fundamentals & DOM

- **Introduction to JavaScript (What, Why, and How JavaScript Works)**
- **Setup: Browsers, VS Code, Console**
- **Variables: var, let, const**
- **Data Types & Type Conversion**
- **Operators & Expressions**
- **Conditional Statements (if, else, switch)**
- **Loops (for, while, do-while)**
- **Functions (Regular, Arrow, Scope, Closures)**
- **Arrays & Methods (map, filter, reduce)**
- **Objects & Nested Structures**
- **DOM Manipulation:**
 - **Selectors**
 - **Changing content & styles**
 - **Creating & removing elements**
 - **Event Handling (click, input, submit)**
 - **Form Validation Techniques**
 - **Storage: LocalStorage & SessionStorage**



JavaScript Course




Modern JS + Projects

- **ES6+ Concepts:**
 - **Template Literals**
 - **Destructuring**
 - **Spread & Rest Operators**
 - **Modules (import/export)**
- **Promises & Async/Await**
- **Fetch API & Working with JSON**




- **Mini Projects:**
 - To-Do App**
 - Calculator**
 - Weather App (with API)**
 - Quiz/Form Validator**

ReactJS Course



React Basics & Core Concepts


- **What is React? Why React?**
- **Setting up React Project (CRA / Vite)**
- **Understanding Components**
 - **Functional Components**
 - **JSX Syntax**
 - **Props & Children**



- **State Management with useState**
- **Event Handling in React**
- **Conditional Rendering**
- **Lists and Keys**
- **Handling Forms in React**
- **Controlled vs Uncontrolled Components**


Mini Project: Build a Task Tracker or To-Do List App

ReactJS Course



Advanced React & Real-world Projects

- **Lifecycle in Functional Components (useEffect)**
- **Component Composition & Reusability**
- **Lifting State Up & Prop Drilling**
- **React Router v6+**
 - **Routing**
 - **Nested Routes**
 - **useNavigate, useParams**
- **useRef and useMemo Basics**




- **API Integration using fetch or axios**
- **Project Structure & Folder Organization**
- **Deployment (Vercel/Netlify)**

Final Project Ideas:

- **Weather App with API**
- **Blog App (Routing + CRUD)**
- **Product Listing Page with Filter/Search**
- **Personal Portfolio in React**

Python Course



Programming Basics


- Introduction to Python
- Variables and Data Types
- Operators and Expressions
- Conditional Statements (if, else, elif)
- Loops (for, while)
- Functions and Modules
- Error Handling (Try, Except)
- File Handling (Read/Write files)



Object-Oriented Programming (OOP)

- Classes and Objects
- Constructor, `__init__` Method
- Inheritance & Polymorphism
- Encapsulation & Abstraction
- Magic Methods (`__str__`, `__len__`, etc.)
- Mini Project (Student Management System using OOP)

Python Course



Python Advanced & Tools


- Lambda Functions
- List/Dict Comprehensions
- Working with JSON
- Virtual Environments
- Using pip and Python Packages
- Introduction to APIs (requests module)



Web Development with Django

- Introduction to Django Framework
- Setting Up a Django Project
- Django Architecture (MVT)
- Creating Apps in Django
- URL Routing and Views
- Templates and Static Files
- Models and ORM (CRUD Operations)
- Django Admin Panel

Python Course




Django Advanced & Full Project

- **Forms and Form Validation**
- **User Authentication (Login, Logout, Signup)**
- **Class-based Views**
- **Sending Emails**
- **Pagination**
- **Deployment on Cloud (Heroku/Vercel)**
- **Final Project (Blog, E-commerce, or CRM App)**



CODE REVIEW & PROJECT DEPLOYMENT MASTERCLASS




Take your projects from code to live — just like in the real world!

Learn professional coding conventions
Get your code reviewed by experienced
developers
Master deployment using top hosting
platforms

What You'll Get:

Comprehensive Notes
Interview Questions (Real-world Based)
Mock Interview Sessions
Deployment Assistance & Hosting Setup

Level Up with Code Of School



Earn Your Certificate |


Boost Your Career




Resume Building
Portfolio Building
Skill Enhancement
Interview Preparation
Career Mentoring




Get in Touch



Connect with us to begin charting your journey towards
mastering a new language today


 **Head Office :** Office No. 421, Shagun
Tower Rasoma Square, Vijay Nagar
Indore, Madhya Pradesh 452010

 +91 9977-723-584 , 9165-234-695


 www.codeofschool.com


 thecodeofschool@gmail.com

 CODEOFSCHOOL


 **Second Branch (Seoni Malwa) :** Near geeta
talkies , Above SBI Main Branch , Main Road ,
Seoni Malwa , Dist - Narmadapuram , 461223

 +91 6263945418 , 9977-723-584

 **Third Branch (Indore Branch) :** In front
Of Vishal Mega Mart , SH 20 H I G Bhagat
Singh Paris, Vijay Nagar, Indore 452010

 +91 9977085405 , 9977-723-584

 Borcelle
Language Course



Thank You

For your attention

www.codeofschool.com